

# NOVUM LEAP™

Quantum LEAP



## QUANTUM LEAP 2.1 and 2.5

### TECHNICAL SPECIFICATIONS

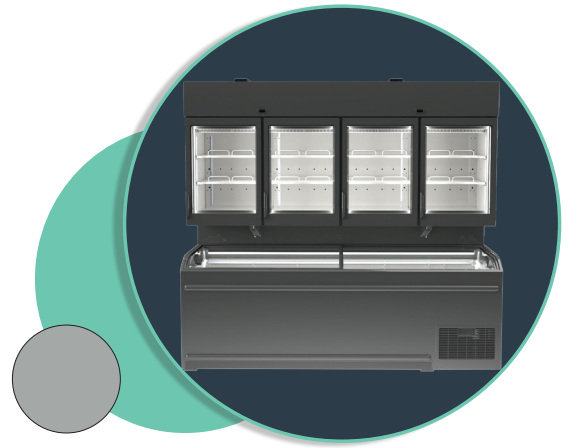


# NOVUM

Redefining refrigeration

[WWW.NOVUM.IE](http://WWW.NOVUM.IE)

# Quantum LEAP



Combines all the benefits of LEAP™ technology into a Well and Wall solution.

This includes 40% extra volume in the wall section when compared to the direct next best in class competitor, significantly lower energy usage combined with Novums maintenance free game changing cassette refrigeration system. As the refrigeration system is external to the food chamber the internal volume is maximised for merchandising.

## Quantum LEAP (Wall 2.5)



**NOVUM**  
**LEAP™**  
Quantum LEAP 2.5



**Removable Cassette**



**Volume +40%\***




**Lower Energy Bills**



**100% Frost Free**

## Novum LEAP GC 2.5

ENERGY LABEL

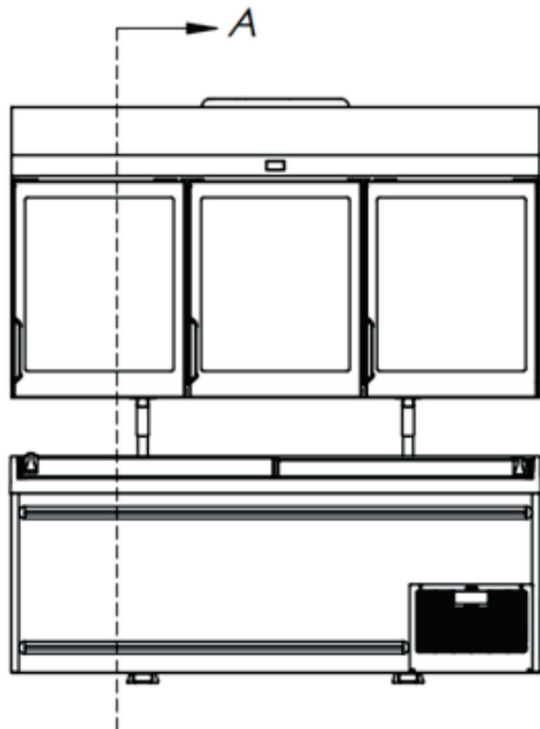
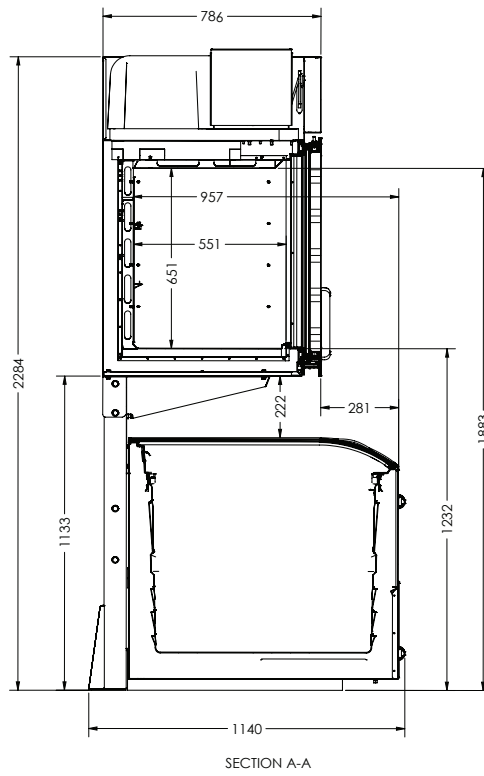


# TECHNICAL SPECIFICATION

	Model	Quantum LEAP 2.1 (Wall)	Quantum LEAP 2.5 (Wall)
<b>Technical Data</b>			
Gross content	litre	790	1013
Net Content according to EN 23953	litre	636	757*
Total Display Area (TDA) according to Eco-design Directive	M <sup>2</sup>	1.01	1.23
Classification according to EN 23953		3L1	3L1
Energy Class according to Eco-design Directive		C	C
Ambient Temperature Range	°C	+16 to +25	+16 to +25
Inner Temperature Range	°C	-18 to -25	-18 to -25
Sound Pressure at 1m Distance	dB(A)	46.5	46.5
<b>Electrical Data</b>			
Nominal Voltage / Frequency	V / Hz	220-240 / 50	220-240 / 50
Nominal Power Cabinet	w	460	460
Nominal Power LED Light	w	9W	9W
Nominal Current	A	2.5	2.5
Fuse Protection	A	10	10
Energy consumption at 25°C without LED	kWh/24h	7.9	*10.5
Length of Power Supply Cord	mm	2000	2000
<b>Refrigeration Data</b>			
Refrigerant	Type	R290	R290
Gas Charge	g	90	90
Maximum Operating Pressure	Bar	30	30
Net Average Heat Output	W/h	342	437
<b>Dimensions</b>			
Length Outside/ Inside	mm	2118 / 1925	2518 / 2325
Depth Outside/ Inside	mm	781 / 610	781 / 610
Front Access Height Outside / Inside	mm	1244	1244
Stacking Height at the Front / Back	mm	NA	NA
<b>Weight</b>			
Net Weight (excl. packaging, incl. internal accessories)	kg	225	267*
Gross Weight (incl. packaging & internal accessories)	kg	240	285

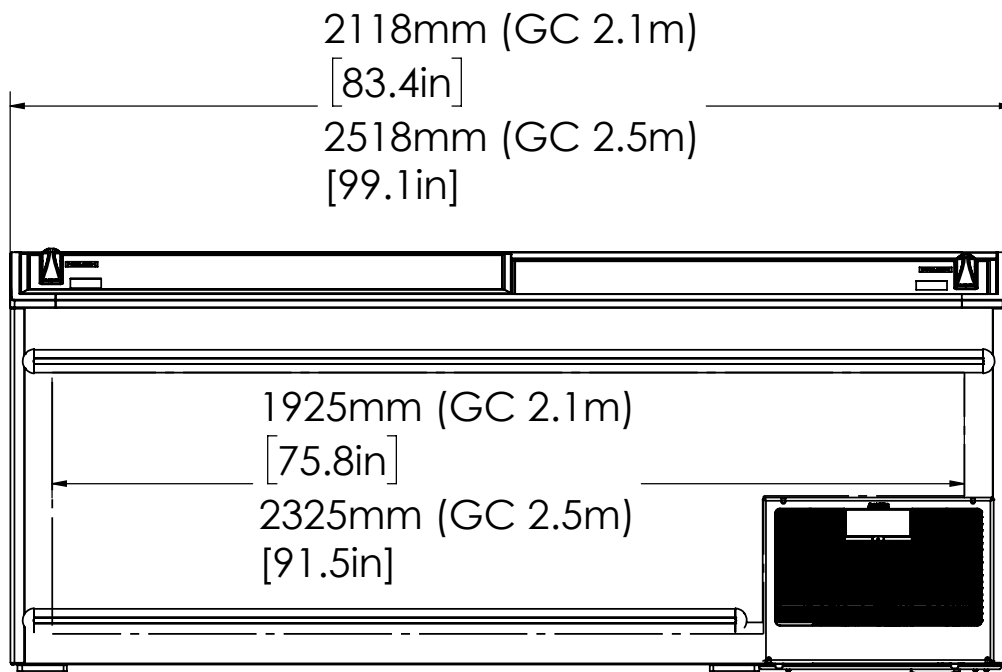
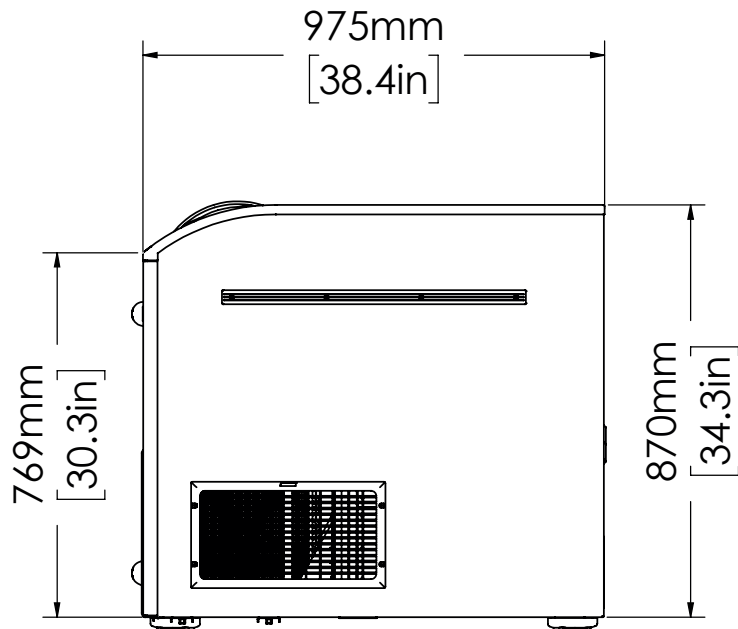
\* Based on Test result

# Overall Dimensions including GC Well



# Novum LEAP GC 2.5 Dimensions

## Dimensions In-Line








**NOVUM**  
**LEAP™**  
Quantum LEAP 2.5



# NOVUM LEAP™

Quantum LEAP



# NOVUM

Redefining refrigeration

Novum (Overseas) Ltd.  
The Novum Building  
Clonshaugh Technology & Business Park  
Dublin 17, Ireland  
[enquiries@imshkltd.com](mailto:enquiries@imshkltd.com)  
+61 2 9446 9442  
[www.novum.ie](http://www.novum.ie)

November 2024